





TATA DAV SCHOOL, SIJUA
Summer Vacation worksheet (2025-26)
JHARKHAND ZONE-E

NAME _____ CLASS-Nursery DATE _____

Trace the line in each row:-




Tracing different pattern with colour:-



Button pasting activity




Paper tearing and pasting Activity:-

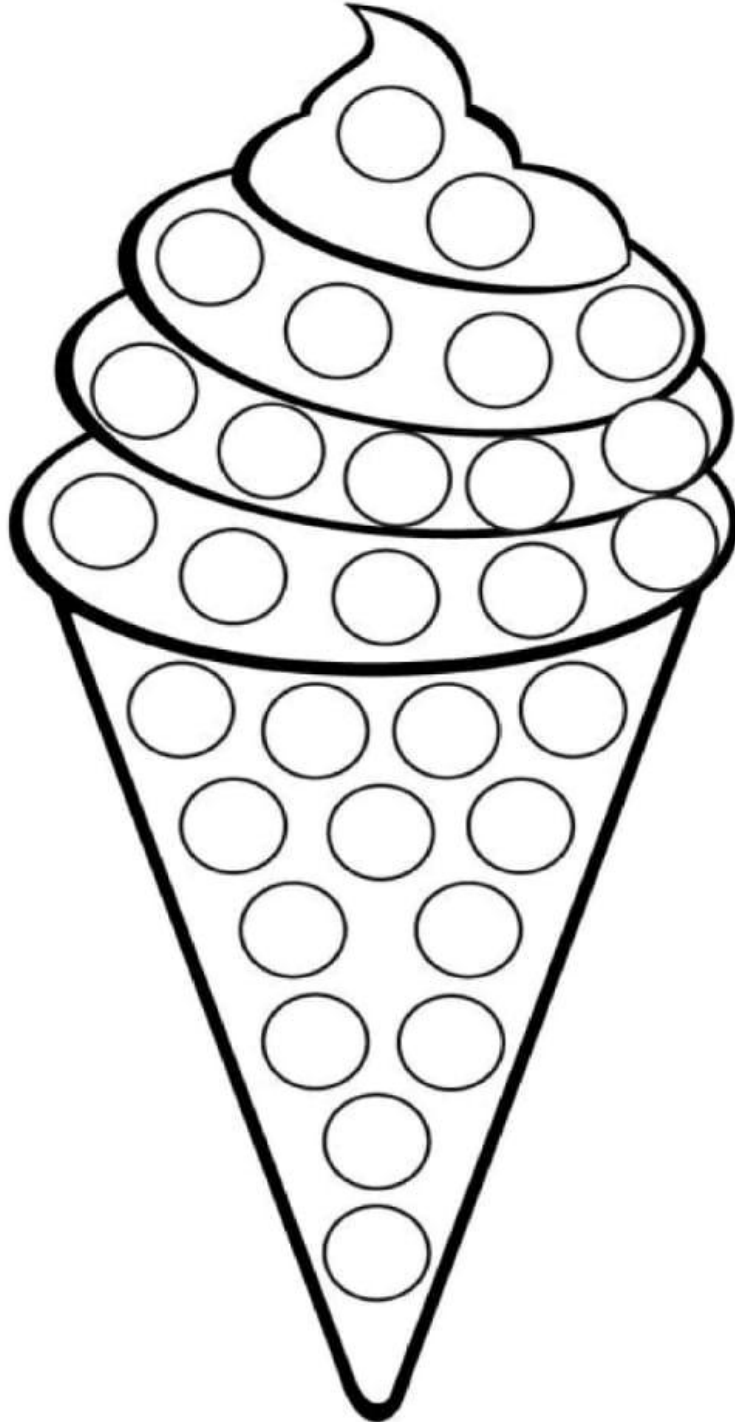


ALL ABOUT ME

MY FAMILY TREE



Finger printing Activity



TATA DAV SCHOOL, SIJUA

Session-2025-2026

SUMMER VACATION HOME WORK WORKSHEETS

CLASS :UKG

ENGLISH



Directions: Fill in the blanks with missing letter.

A B

..... E G H I


J L N

P R S U


V X Z

Vowel sound: a

Draw lines connecting the vowel sound **a** to the pictures that have the same sound in the middle.



a



Fill in the missing letter in each word.



c _ p



f _ n



b _ g



m _ p



b _ t



h _ nd

Beginning Word Sound

Write the correct letters to complete each word below.



at



at



at



at



at



at

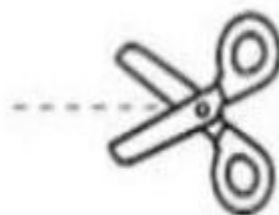
Write the beginning sound and ending sound of each word in the box.



	a	
--	---	--



	a	
--	---	--



	u	
--	---	--



	i	
--	---	--



	u	
--	---	--



	e	
--	---	--



	u	
--	---	--



	a	
--	---	--



	i	
--	---	--

वर्णमाला



अ आ इ ई उ ऊ

ए ऐ ओ औ अं अः

क ख ग घ

च छ ज झ

ट ठ ड ढ ण

त थ द ध न

प फ ब भ म

य र ल व श

ष स ह ण क्ष त्र

Name : _____

खाली स्थान में सही स्वर भरिए -

अ _____ इ _____ उ _____

ऋ _____ ओ _____

_____ अं _____

खाली स्थान में सही अक्षर लिखें।

ख घ

च ज ञ

ठ ढ

त द न

फ भ

य ल

ष स

क्ष श

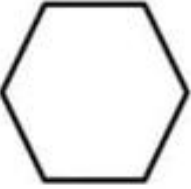
अक्षर मिलाओ -




फ



भ



ब



च



प



ष

अक्षर जोड़ो और शब्द बनाओ

घ + र =



ब + स =



प + ढ =



द + स =



न + ल =



ध + न =



ज + ल =



फ + ल =



बिना मात्रा के शब्द

२ अक्षर वाले रिक्त स्थान भरें



न__



फ__



ज__



घ__



ब__



ए__



ख__



र__




ह__

रिक्त स्थान भरो



घ



ग



फ




ई



ज



प



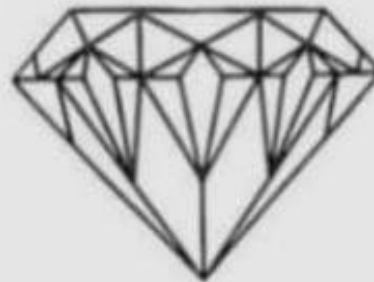
छ



न



ध



न

अक्षर को चित्र से मिलाओ

त

.

.



थ

.

.



द

.

.



ध

.

.



न

.

.



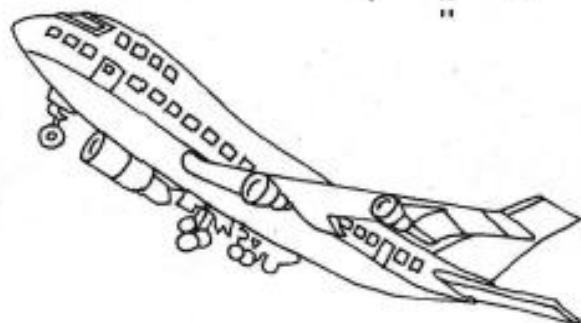
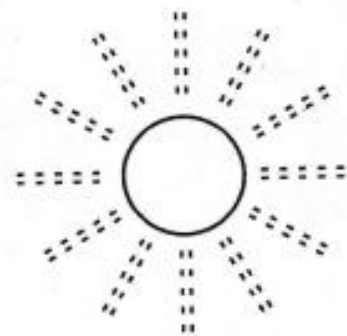
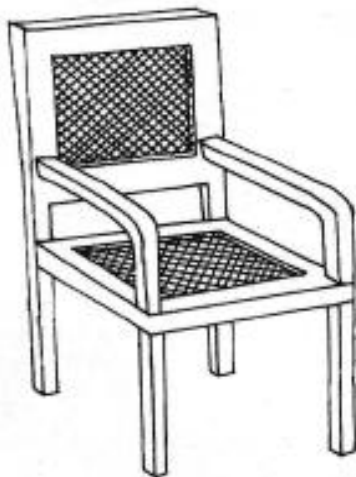
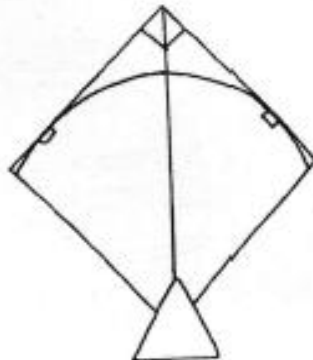
प

.

.



Colour only those things which we see in the sky.




Make a sequence by filling the right colours in the objects.

Example :




Complete the sequences by colouring the objects.

Example :



Count the balls in each basket and write the number in the flag.



How many in each set? Encircle the correct numeral.

Example :



4 3 2



3 2 5



1 2 4



4 5 2



1 4 3



4 2 3



9 8 6



2 5 9

How many in each box? Join each box to the right number.



1

2

3

4


5

6

7

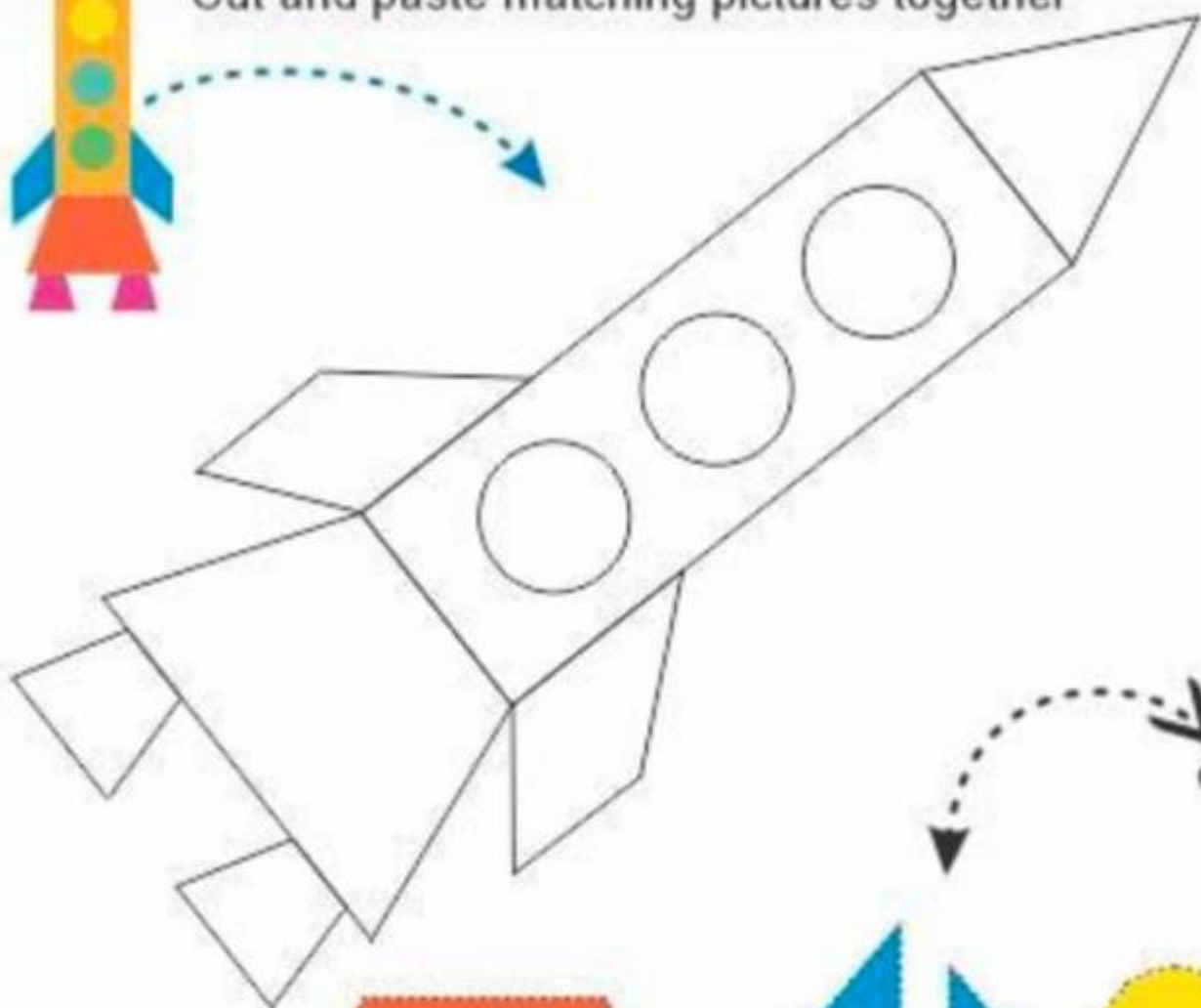
8

9




CUT + PASTE

Cut and paste matching pictures together



Trace and Color the picture - Identify
the Shapes




Sense of Organs

Q. Trace the letters,



Eyes



Nose



Skin



Ears

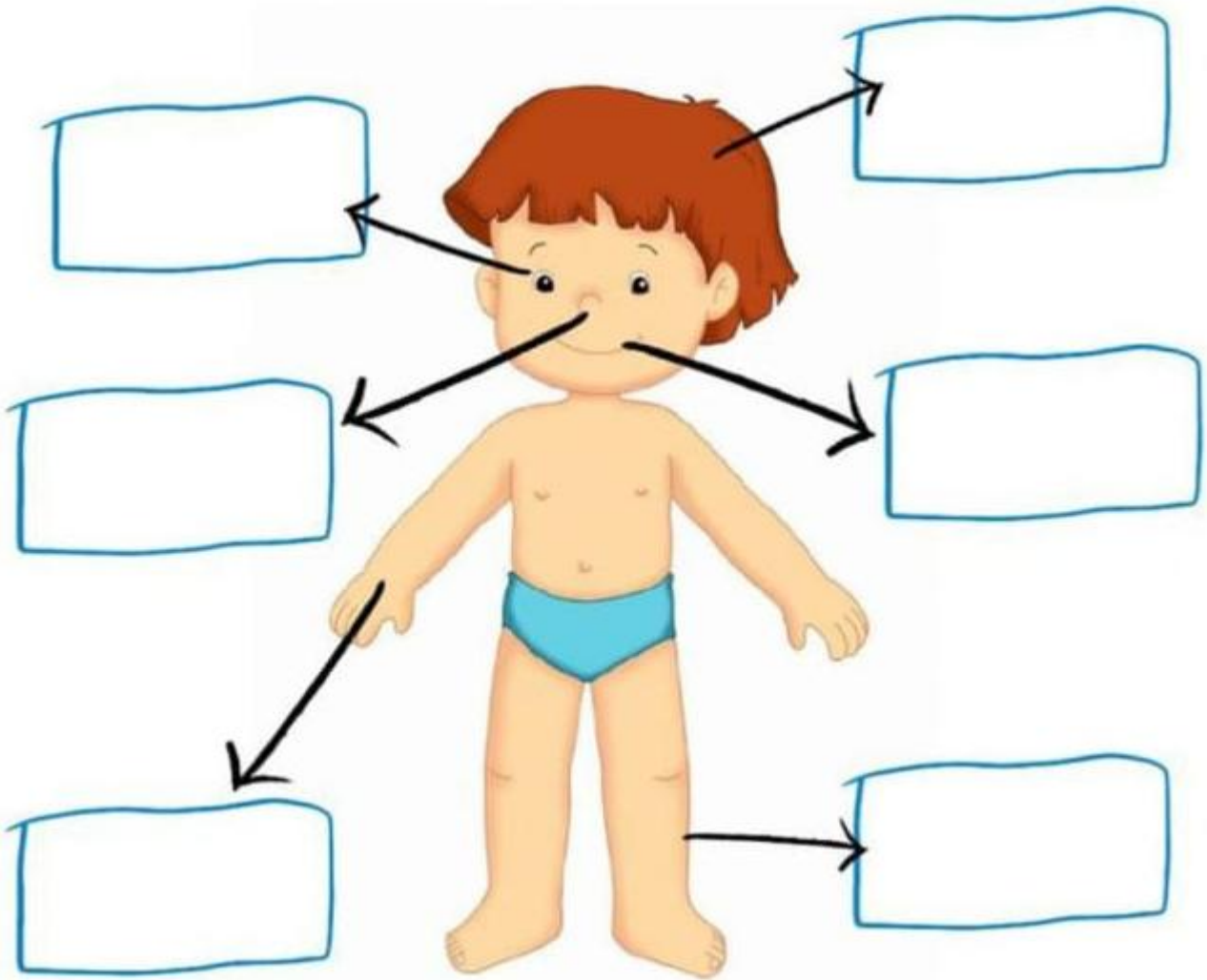


Tongue

Five sense of Organs

my BODY

EXERCISE 1: LET'S NAME THE BODY PARTS !



EYE

LEG

HEAD

HAND

NOSE

MOUTH

All About Myself



What is your name ?

My name is _____

How old are you ?

I am _____ years old.



How are you ?

I'm _____

Where are you from ?

I am from _____




Where do you live ?

I live in _____

What school do you go to ?

I go to _____ school.




What fruit do you like ?

I like _____

MY SENSE ORGANS

See the pictures and match the following:



Activity: Discuss the different sense organs and their functions with the children.

HOME SWEET HOME

See the pictures given below and talk about them in the class.



Bedroom



Drawing room



Dining room



Bathroom



Kitchen

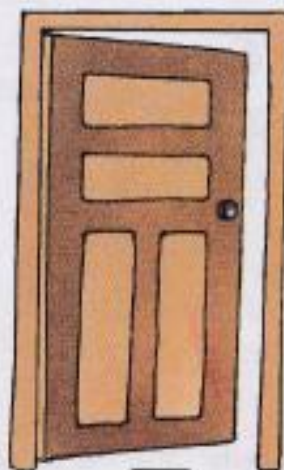

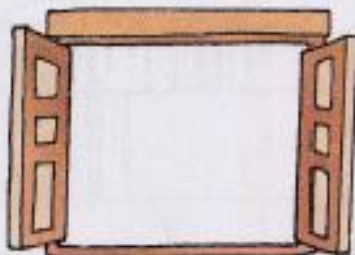
Activity: Encourage the children to talk about their homes and the activities associated with each room.

Match the given activity with the correct room.



Activity: Discuss household tasks with children and how they can help their parents e.g. watering plants, washing their own handkerchief and lunch box, laying the table etc.

These are the things I see in my home. Write the initial letter sound of their names in the boxes provided.



MY SCHOOL

Colour the picture of this school.



Tick ☒ those that you find in your school.



MEDICAL ROOM ☐



OFFICE ☐



LIBRARY ☐



PLAYGROUND ☐




COMPUTER ROOM ☐



CLASSROOM ☐

Activity: Take the children around the school premises to see all the sections of the school. In the class, discuss about what all they saw in the school e.g. library, medical room, office etc.

These are the things I see in my school. Write the initial letter sound of their names in the boxes provided.



TATA DAV SCHOOL,SIJUA
Session (2025-26)
Summer vacation homework

Class -1

English Reader- Read and learn chapter 2 and 4.

English practice book -- (1) Do.pg.no. 12,13,14 in book .

(2) Do pg.no. 3 and 11 in english notebook.

Activity - (1)Make a birthday card and cake with colourful papers .

(2) Paste 10 pictures of 'ee' sound words in scrap book.

(3)Paste pictures of common noun in scrap book.(e.g-cat,dog, apple, book).

(4) Worksheet- Annexure -1,2,3,4,5

Hindi-(भाषा माधुरी) -

(1) राजा बेटा की कविता लिखे और याद करें ।

(2) दो और तीन अक्षर से सरल वाक्य बनाएँ ।

(3)पाठ -3 और 4 का प्रश्न -उत्तर याद करें और लिखें ।

Hindi - -(भाषा अभ्यास)-पेज नंबर 11 से 15 तक किताब में भरे ।

Activity- (1) (इ) की मात्रा वाले शब्दों के 10 चित्र चिपकाएँ चार्ट पेपर पर ।

(2) नारियल के छिलके से चिड़िया का घोंसला बनाएँ ।

Maths-

(1) Learn and Write number names from 1 to 20.

(2 times)

(2) Learn and write tables of 2 and 3.

ACTIVITY -

(3) Comparison

Paste 5 pictures of objects

a. big and small

b. tall and short (in scrap book.)

Worksheet -Annexure -1,2,3,4

E.V.S - Activity- Draw or paste 5 pictures of sense organs and 5 objects used for personal cleanliness. (Do in chart paper)

Worksheet - Annexure -1,2,3

Drawing - Do pg.no. 2 to 5

ENGLISH

Name: _____ Date: _____ CLASS: I



What is your name? My name is: _____

Where do you live? I live in _____

How old are you? I am _____ years old

What are you? I am a



The name of my school is _____

What grade are you in? I am in _____

My teacher's name is: _____

What is your favourite colour?



SUBJECT – ENGLISH

Topic: Nouns

NAME:

DATE:

Q 1. Circle the nouns.

A noun is a word that refers to a person, place, thing, event or quality.

happy	pillow	goat	make	boy
desk	box	up	catch	lamp
kite	song	jump	dance	rug
dog	water	tree	pencil	book
draw	snow	eat	slow	towel
sky	monkey	girl	throw	sun
yellow	flower	leaf	green	ant
school	door	window	desk	shirt

Name: _____

Nouns

Cut out the noun tiles at the bottom of the page. Glue them into the box under the correct type of noun.

People	Places	Things

Super Teacher Worksheets - www.superteacherworksheets.com

grandma	pencil	water
country	woman	city
tree	cloud	book
teacher	store	office
rock	state	policeman
baby	singer	playground

On Under In

Name _____

Date _____


Look at the Picture and Circle the right Option.



- On
- Under
- In



- On
- Under
- In



- On
- Under
- In



- On
- Under
- In



- On
- Under
- In



- On
- Under
- In



- On
- Under
- In



- On
- Under
- In


Name: _____ Date: _____

Fill in the blanks with **This** or **That**.

1. _____ is a cat.



2. _____ is a dog.



3. _____ is an apple.




4. _____ is a bag.



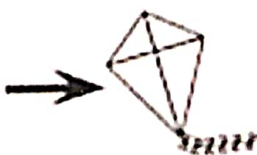
5. _____ is a rocket.



6. _____ is a duck.




7. _____ is a kite.



8. _____ is a hat.



9. _____ is a boy.



SUB: MATHS

WORKSHEET

Name: _____

Standard: I





Age: _____

Date: _____



BIGGEST AND SMALLEST


In each row, tick the biggest and cross the smallest




Tall or Short?

Look at the pictures and answer the questions.


Name _____




Which building is taller? Circle it.




Which grass is shorter? Circle it.



Which tree is taller? Circle it.



Which table is shorter? Circle it.





Which mountain is taller? Circle it.



Which post is shorter? Circle it.

MATHS

COUNT AND MATCH THE NUMBERS WITH THE ANIMALS:




ONE
TWO
THREE

FOUR
FIVE

SIX
SEVEN
EIGHT





NINE



Which is the tallest?

Circle the tallest object on each row and color it.

Name _____








Five Senses

Name: _____ Date: _____

Fill in the blanks with the correct answers.

nose	tongue	hear	touch	see
------	--------	------	-------	-----

1. I can smell with my _____.	
2. I can _____ with my eyes.	
3. I can _____ with my hands.	
4. I can _____ with my ears.	
5. I can taste with my _____.	

ne.....

Class.....

Date.....

Match the object to the Sense Organs with our Sincere






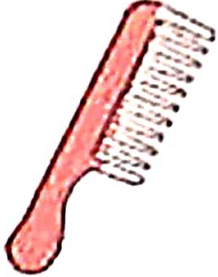















Snail



Name: _____

Keeping Our Bodies Clean

Tick (✓) the things we use to clean our bodies.

TATA DAV SCHOOL, SIJUA

SUMMER HOLIDAY WORKSHEET

ENGLISH

Have or Has?

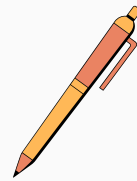
has	have
-----	------

Q. Complete the sentences with correct form of verb

1. She _____ a new PC.



2. Emma _____ your pen.




3. I _____ a problem.



4. I _____ finished all my homework.

5. We _____ lived here for two years


6. The car _____ a flat tire.



7. Nurses _____ a difficult job.



8. You _____ a nice apartment.



9. They _____ cooked.

10. He _____ a new haircut.



Verb 'To Be'


Complete the sentences with correct verb.

is

are

am

1. She _____ a good dancer.
2. He _____ going to market.
3. They _____ playing cricket.
4. Rahul and Rohan _____ brothers.
5. I _____ happy.
6. Rishi and Disha _____ playing badminton.
7. He _____ tall.
8. We _____ a family.
9. The bus _____ blue.
10. My father _____ very tall.
11. Today _____ his birthday.
12. They _____ happy and healthy.
13. It _____ a toy car.
14. My family _____ very supportive.
15. They _____ hungry.



About Me

My name is _____.

My birthday is in _____.

I am _____ years old.

I am a _____.(boy/girl)

I am studying in _____ school.

I am studying in _____ grade/class.

My favorite fruit is _____.

My favorite vegetable is _____.


My favorite color is _____.

My best friend's name is _____.

My favorite subject is _____.

My hobbies are _____.

I want to become a _____.



Fill in the blanks with

A / An

- | | |
|---------------------|---------------------|
| 1. ____ carrot | 16. ____ utensil |
| 2. ____ flower vase | 17. ____ pencil |
| 3. ____ colour | 18. ____ tree |
| 4. ____ umbrella | 19. ____ window |
| 5. ____ ambulance | 20. ____ girl |
| 6. ____ house | 21. ____ inkpot |
| 7. ____ elephant | 22. ____ Octopus |
| 8. ____ joker | 23. ____ gift |
| 9. ____ insect | 24. ____ train |
| 10. ____ monkey | 25. ____ bucket |
| 11. ____ violin | 26. ____ duck |
| 12. ____ shop | 27. ____ king |
| 13. ____ actor | 28. ____ leopard |
| 14. ____ elbow | 29. ____ orange |
| 15. ____ nest | 30. ____ x-mas tree |

Unseen Passage:-

My Pet

Read and answer the questions.

I have a pet cat. We call her Kitty. She has white fur. Her eyes are green. She likes to drink milk. Kitty likes to play with ball. I love her very much.



Add a little bit of body text

Q.1. What is the name of my cat?

Ans.1 _____

Q.2. What is the colour of her eyes?

Ans.2. _____

Q.3. What does Kitty like to drink?

Ans.3. _____

Q.4. She likes to play with_____.

TATA DAV SCHOOL, SIJUA

SUMMER HOLIDAY WORKSHEET

Subject:- Hindi

Worksheet - 1



वचन
(Number)



बच्चा	बच्चे (आ > ए)
लड़का	
बेटा	
पंखा	
कपड़ा	
पौधा	
तारा	
तोता	
पत्ता	
ताला	
घोड़ा	

. इन संज्ञा शब्दों के अंत में 'आ' मात्रा 'ए' मात्रा में बदल जाएगी।

Worksheet - 2

विलोम शब्दों के सही जोड़े बनाओ -

(Match the opposites)

1 खुला	बाहर
2 नया	बंद
3 अंदर	पुराना
4 कम	पतला
5 मोटा	गरीब
6 अमीर	अधिक
7 रोना	गीला
8 कडुवा	हँसना
9 सूखा	दूर
10 पास	मीठा

Worksheet - 3

निम्नलिखित पुल्लिंग शब्दों के सही स्त्रीलिंग लिखो-



पुल्लिंग (Masculine) स्त्रीलिंग (feminine)



लड़का

.....

बेटा

.....

पिता

.....

दादा

.....

नाना

.....

भाई

.....

चाचा

.....

मामा

.....

आदमी

.....

पति

.....

श्रीमान

.....

बच्चा

.....

TATA DAV SCHOOL, SIJUA




Summer holiday worksheet

Subject:- Maths

Worksheet- 1

Topic : Write the before, between, after numbers.

before numbers



between numbers



after numbers



Worksheet- 2



Circle the smaller number



13

11

15

19

17

16

17

20

18

14

12

15

19

17

15

18

19

20

18

14

16

14

13

17

13

15


19

19


21

20

Worksheet- 3



COUNT TO 100 BY ONES



1			4	5			8		10
11		13		15		17		19	
	22		24		26		28		30
		33	34	35		37			40
41	42				46	47		49	
51		53	54			57			60
61	62		64	65			68		
			74	75			78	79	80
81		83		85		87		89	
	92		94	95			98		100

Worksheet- 4

GREATER THAN / LESS THAN

Draw the correct symbol between the numbers in the given box.

81 78

59 62

77 80

52 54

95 93

53 56

70 73

56 59

97 95

85 82

60 63

74 76

93 96

88 91

91 88

71 74

92 94

68 71

61 58

72 74

97 99

76 74

86 89

89 87

52 55

53 50

62 65

75 77

71 73

60 57

86 84

63 65

97 99

98 95

66 69

54 52

92 89

61 58

99 97

Worksheet- 5

Number names

Write the number names

89 . _____

50 . _____

62 . _____

19 . _____

12 . _____

65 . _____

79 . _____

40 . _____

31 . _____

56 . _____

90 . _____

18 . _____

22 . _____

34 . _____

44 . _____

68 . _____

98 . _____

TATA DAV SCHOOL, SIJUA

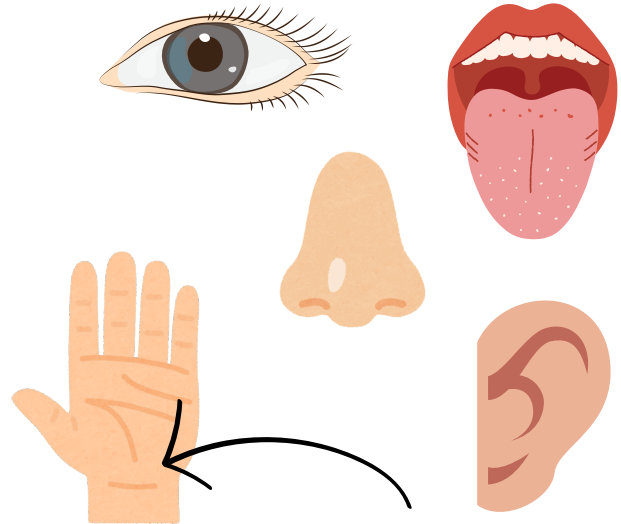
Summer Holiday Worksheet

Subject - EVS

Worksheet 1

My Sense Organs

I can smell the flower with my nose.
I can taste the cupcake with my tongue. I can see the birds flying with my eyes. I can feel the soft pillow with my skin. And I can hear you read with my ears. I do all these actions with my sense organs. Eyes, ears, nose, tongue and skin are the five sense organs.



Questions:

What helps you to taste the food?

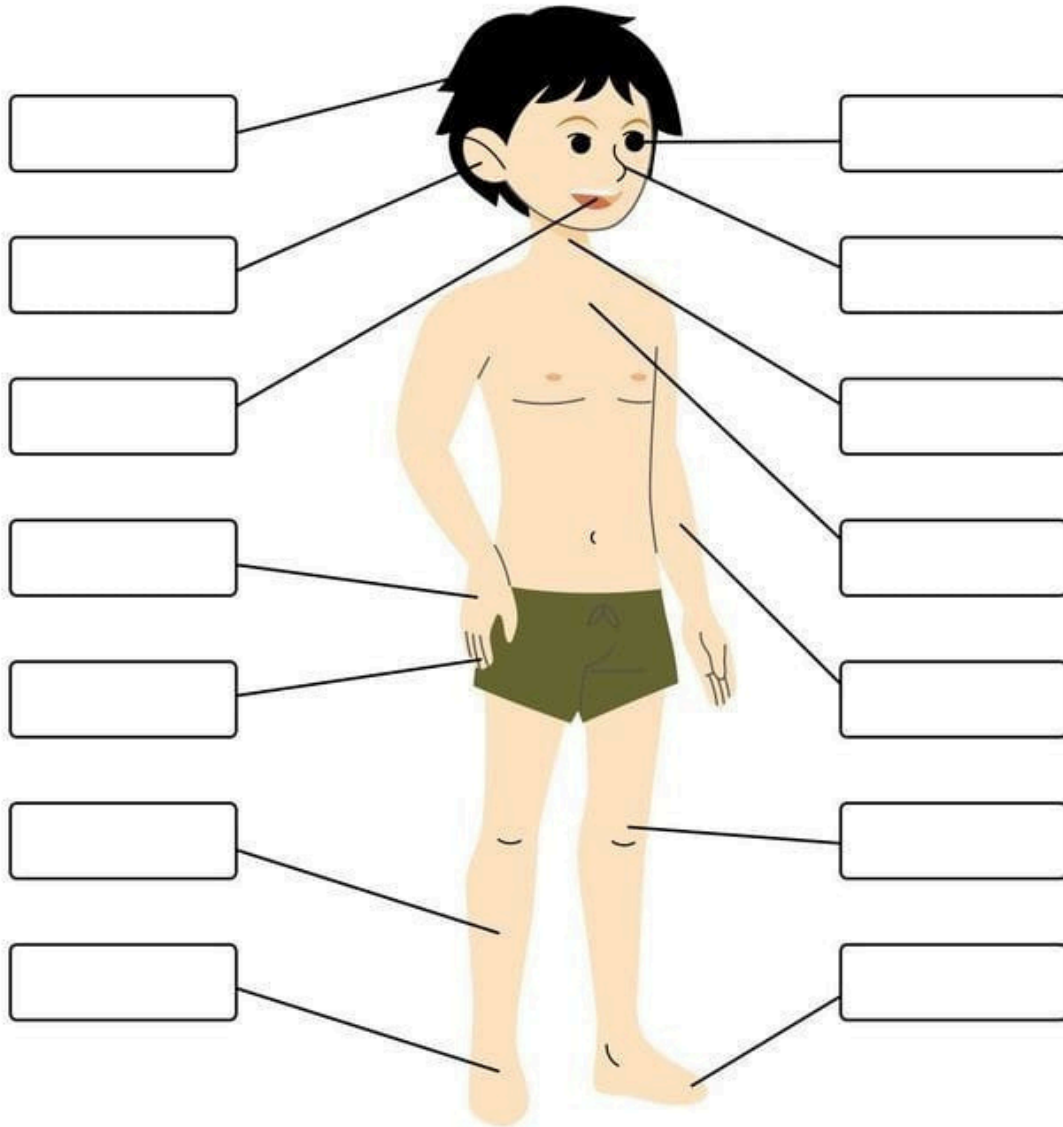
How many sense organs we have?

Name five sense organs.

What do we use to hear sounds?

Worksheet 2

Label the parts of the body below.



<i>arm</i>	<i>mouth</i>	<i>chest</i>	<i>eye</i>	<i>head</i>	<i>neck</i>
<i>leg</i>	<i>nose</i>	<i>hand</i>	<i>ear</i>	<i>knees</i>	<i>foot</i>
<i>fingers</i>	<i>toes</i>				